

# Standard Colors




## Epoxy, MMA, Polyaspartic, #467 Urethane & #570 Polysiloxane



100 Light Grey ▲



135 Medium Grey ▲



170 Dark Grey ▲



185 Charcoal



210 White Sand ▲



300 Taupe ▲



435 Tan ▲



440 Khaki ▲



480 Beige ▲



550 Green \*▲



600 Slate Blue ▲




650 Light Blue ▲



750 Blue \*



980 Red ▲



850 Traffic Yellow \*▲ 950 Traffic Red \*▲




White ▲ Black

## #450/#451 Urethane Factory Tinted Topcoats Only



White



100 Light Grey



170 Dark Grey



980 Red

## #445/#446 Urethane Pigment Pack Topcoats Only



100 Light Grey



210 White Sand



300 Taupe



600 Slate Blue

▲ MMA color available.

\* **Premium Color**, available upon request and additional surcharges apply.

CONTACT YOUR LOCAL SALES REPRESENTATIVE PRIOR TO ORDERING CUSTOM COLORS, AS WELL AS, EXTENDED LEAD TIMES FOR CERTAIN COLORS.



Colors shown are approximations. It is strongly recommended that color selection is based on applied samples or project mock-ups that replicate jobsite conditions. Review the technical data sheet of the product to be pigmented with pigment packs to verify compatibility and proper usage. The most current data sheet for each product can be found at [keyresin.com](http://keyresin.com)

KEY RESIN COMPANY

4050 Clough Woods Drive, Batavia, OH 45103 (888) 943-4532

KEYRESIN.COM

# Standard Colors



## Urethane Cement [Dry Oxide] Pigment Only




Cream



Tan



Khaki



Red



Black



Common Grey



Dark Grey



Green \*



Blue \*




Safety Yellow \*


## ESD/Conductive Only



ESD105 Grey



ESD170 Dark Grey



ESD185 Charcoal



ESD425 Toffee



ESD435 Tan



ESD440 Khaki



ESD480 Beige



ESD550 Green \*



ESD600 Slate Blue



ESD650 Light Blue



ESD750 Blue \*



ESD980 Red

\* Premium Color, available upon request and additional surcharges apply.

**CONTACT YOUR LOCAL SALES REPRESENTATIVE PRIOR TO ORDERING CUSTOM COLORS, AS WELL AS, EXTENDED LEAD TIMES FOR CERTAIN COLORS.**



Colors shown are approximations. It is strongly recommended that color selection is based on applied samples or project mock-ups that replicate jobsite conditions. Review the technical data sheet of the product to be pigmented with pigment packs to verify compatibility and proper usage. The most current data sheet for each product can be found at [keyresin.com](http://keyresin.com)

KEY RESIN COMPANY

4050 Clough Woods Drive, Batavia, OH 45103 (888) 943-4532

KEYRESIN.COM

v1.2 01/22